

Scaled data based on original data using
LM-79-08 Approved Method: Electrical and Photometric Measurements of Solid-
State Lighting Products

Test Report Prepared for
Cooper Lighting Solutions
(formerly Eaton)

Brand: STREETWORKS

Report Number: P959358

Luminaire Tested: **NVN-SB1A-750-U-T1**

Issue Date: 1/21/2025

Test Information

Test Method: LM-79-08
Report Number: P959358
TEST IS SCALED FROM IESNA LM-79-08 TEST DATA (G2-2405-108-2)
Test Lab: INNOVATION CENTER
Issue Date: 1/21/2025
Manufacturer: COOPER LIGHTING SOLUTIONS (FORMERLY EATON)
Product Line: STREETWORKS
Catalog Number: NVN-SB1A-750-U-T1
Description: NAVION ROADWAY AND AREA HIGH DENSITY LED LUMINAIRE
(1) 70 CRI, 5000K, 350mA LIGHTSQUARE WITH 26 LEDS AND TYPE I OPTICS
Light Source: -
Ballast/Driver: -

Summary

Lumens per Lamp: N/A
Luminaire Lumens: 4813.4 lumens
Efficiency: N/A
Efficacy: 155.8 lumens/watt
Luminous Opening: Rectangular (W 0.5' x L: 0.5' x H: 0')
IES Classification: Type I - Short
BUG Rating: B2 - U0 - G2

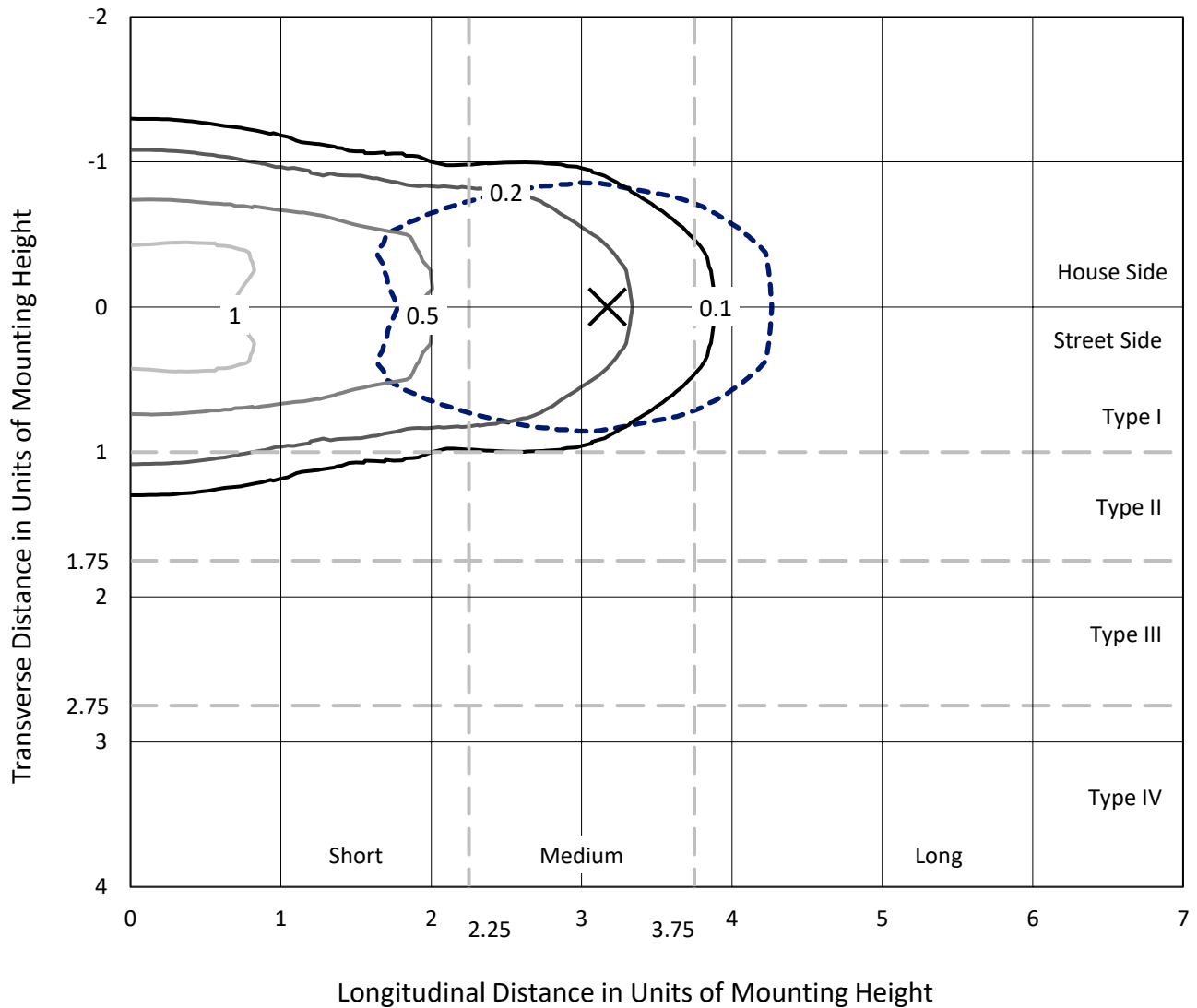
Input Watts (W): 30.9
Input Voltage (V): NR
Input Current (Ain): NR
Voltage Rise (V): NR
Power Factor: NR
Total Harmonic Distortion (THDi): NR
Frequency (hertz): 60
Stabilization Time: NR
Operation Time: NR
Ambient Temperature (°C): NR
Test Distance: 24 FT



REPORT NUMBER: P959358
 CATALOG NUMBER: NVN-SB1A-750-U-T1

Iso-Footcandle Lines of Horizontal Illumination

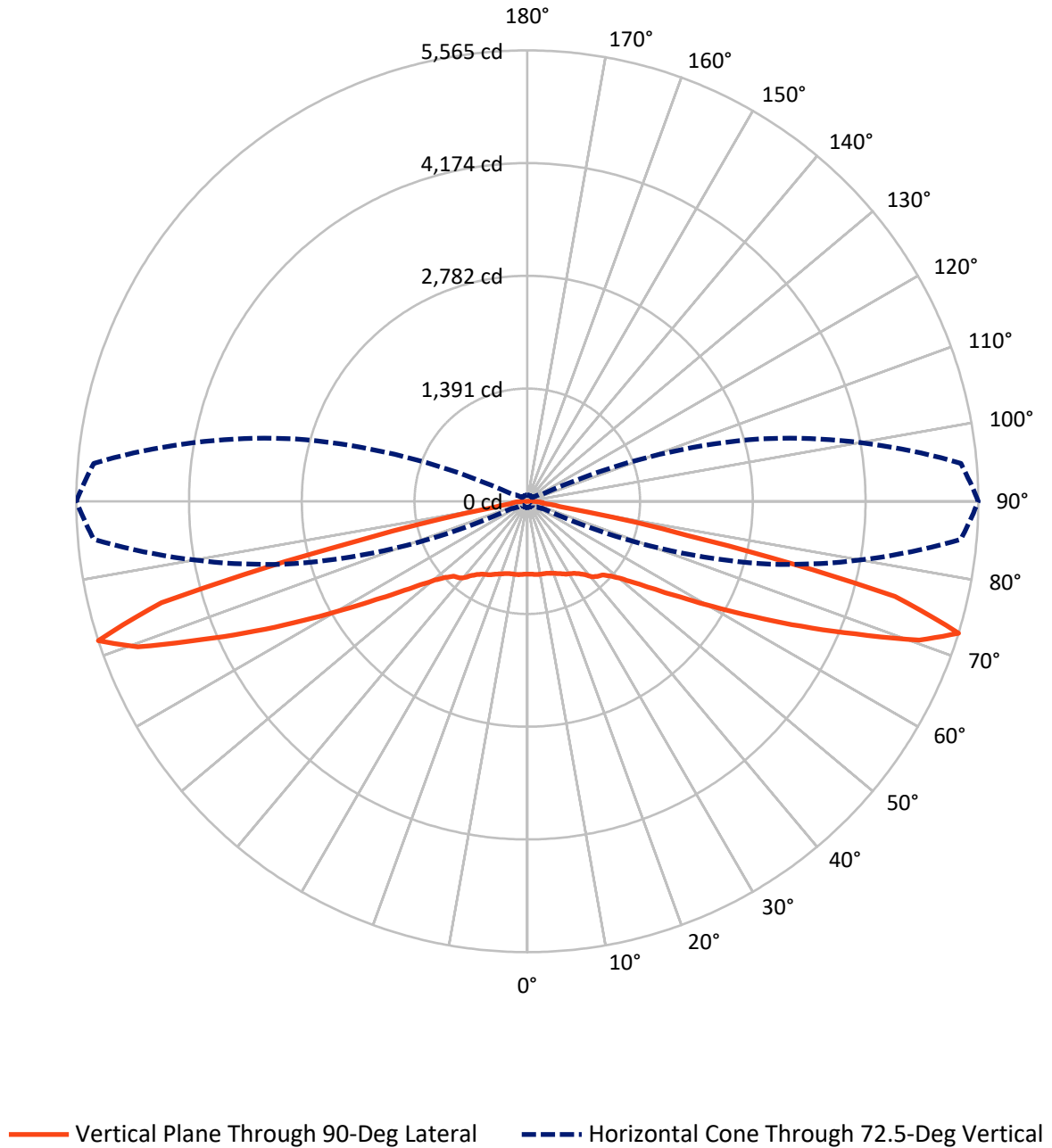
✕ Max cd
 - - - 1/2 Max cd



Based on 25 foot mounting height. Maximum calculated value = 1.4 fc
 Type I - Short - N/A

REPORT NUMBER: P959358
CATALOG NUMBER: NVN-SB1A-750-U-T1

Luminous Intensity Polar Plot



REPORT NUMBER: P959358
 CATALOG NUMBER: NVN-SB1A-750-U-T1

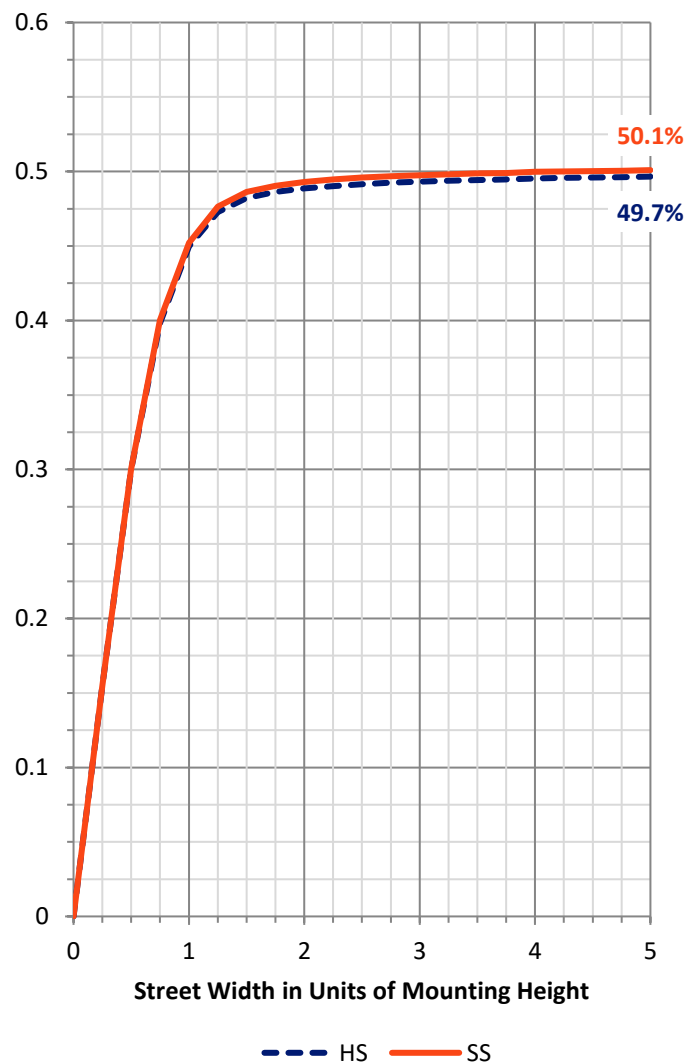
FLUX DISTRIBUTION:

		Downward	Upward	Total
House Side	Lumens	2406.7	0.0	2406.7
	% Fixture	50.0	0.0	50.0
Street Side	Lumens	2406.7	0.0	2406.7
	% Fixture	50.0	0.0	50.0
Total	Lumens	4813.4	0.0	4813.4
	% Fixture	100.0	0.0	100.0

ZONAL LUMENS:

Zone	Lumens	% Fixture
0°-10°	87.2	1.8
10°-20°	266.7	5.5
20°-30°	444.6	9.2
30°-40°	611.5	12.7
40°-50°	746.8	15.5
50°-60°	863.7	17.9
60°-70°	1029.9	21.4
70°-80°	718.8	14.9
80°-90°	44.1	0.9
90°-100°	0.0	0.0
100°-110°	0.0	0.0
110°-120°	0.0	0.0
120°-130°	0.0	0.0
130°-140°	0.0	0.0
140°-150°	0.0	0.0
150°-160°	0.0	0.0
160°-170°	0.0	0.0
170°-180°	0.0	0.0
0°-90°	4813.4	100.0
0°-180°	4813.4	100.0

Coefficient of Utilization



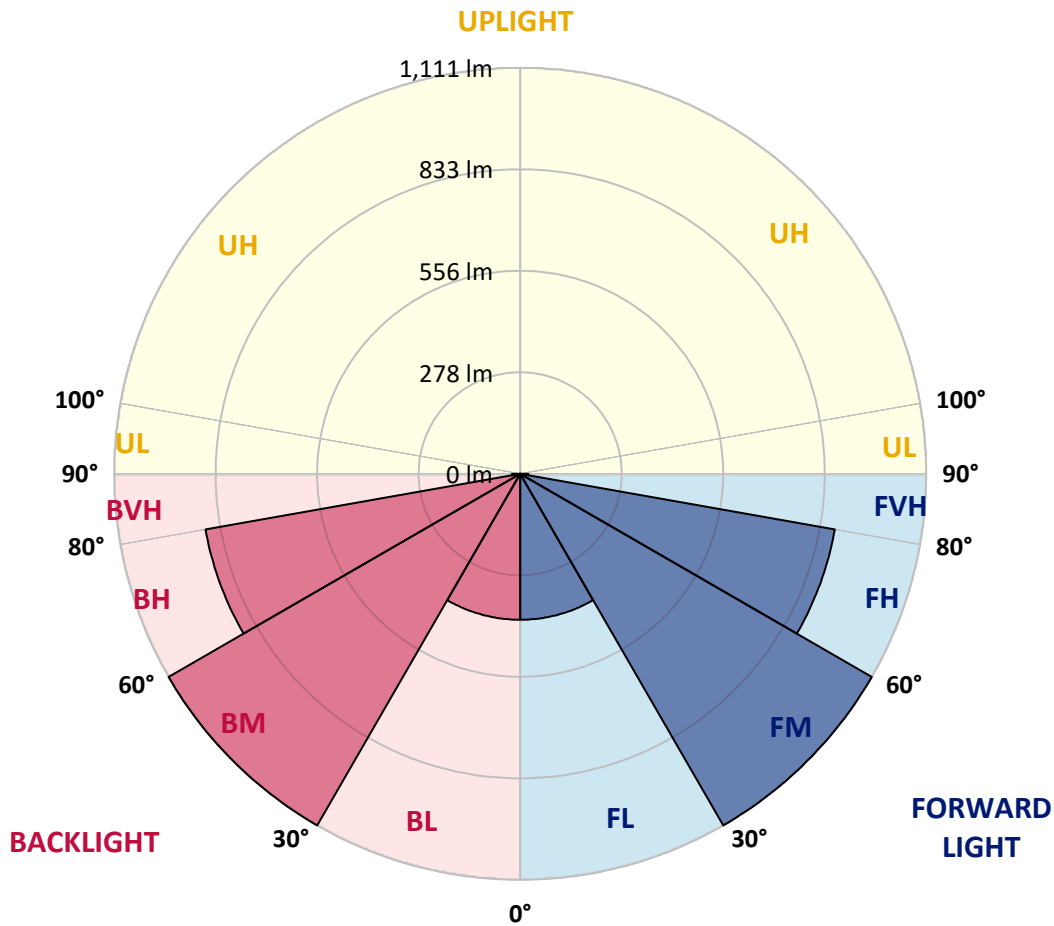
REPORT NUMBER: P959358
 CATALOG NUMBER: NVN-SB1A-750-U-T1

LUMINAIRE CLASSIFICATION SYSTEM LUMEN TABLE AND BUG RATING:

Zone		Lumens	% Fixture	Zone Rating/Lumen Limit		
				B	U	G
FL	(0°-30°)	399.2	8.3			
FM	(30°-60°)	1111.0	23.1			
FH	(60°-80°)	874.3	18.2			G1/1800
FVH	(80°-90°)	22.1	0.5			G1/100
BL	(0°-30°)	399.2	8.3	B1/500		
BM	(30°-60°)	1111.0	23.1	B2/2500		
BH	(60°-80°)	874.3	18.2	B2/1000		G2/1000
BVH	(80°-90°)	22.1	0.5			G1/100
UL	(90°-100°)	0.0	0.0		U0/0	
UH	(100°-180°)	0.0	0.0		U0/0	

BUG Rating: B2-U0-G2

Type I Short



REPORT NUMBER: P959358
 CATALOG NUMBER: NVN-SB1A-750-U-T1

CANDELA DISTRIBUTION (FULL):

	0°	5°	15°	25°	35°	45°	55°	65°	75°	85°	90°
0°	899.4	899.4	899.4	899.4	899.4	899.4	899.4	899.4	899.4	899.4	899.4
2.5°	900.2	901.2	901.2	900.5	902.2	900.7	900.7	900.0	900.7	900.0	900.0
5°	904.8	906.1	906.6	906.3	908.7	907.3	907.3	906.3	906.6	905.8	905.8
7.5°	913.5	915.3	916.4	917.6	921.0	919.4	918.4	915.3	914.0	911.9	911.9
10°	916.4	918.4	921.7	928.3	936.0	936.2	933.2	925.6	919.6	915.0	914.3
12.5°	907.6	910.4	917.4	930.9	948.0	955.0	950.1	937.3	925.8	917.6	916.4
15°	896.7	899.6	910.2	930.6	956.0	972.1	971.6	954.7	936.2	923.5	921.5
17.5°	879.4	882.5	897.7	926.3	962.1	988.7	995.9	978.5	952.6	935.5	932.6
20°	848.5	851.4	872.3	912.5	964.1	1006.3	1025.0	1009.7	977.4	954.2	949.9
22.5°	808.3	812.7	837.3	888.7	959.3	1024.8	1058.3	1047.8	1006.3	974.2	968.2
25°	765.4	770.0	798.7	859.6	946.8	1038.1	1097.7	1091.0	1039.1	999.0	990.8
27.5°	728.3	733.2	764.3	830.7	927.3	1043.2	1136.6	1139.9	1078.7	1026.3	1017.6
30°	699.2	703.8	737.0	807.4	902.2	1038.1	1170.6	1193.6	1119.2	1050.1	1037.6
32.5°	667.2	673.0	708.1	778.9	872.6	1025.8	1200.3	1251.7	1166.0	1075.7	1059.8
35°	626.8	632.1	668.9	740.0	833.7	1006.1	1225.1	1316.2	1233.0	1114.6	1097.0
37.5°	577.6	582.7	619.3	691.5	795.1	978.5	1244.0	1388.8	1312.8	1170.6	1147.1
40°	528.3	533.1	567.4	637.2	748.8	943.2	1250.7	1459.9	1404.5	1247.6	1222.5
42.5°	483.0	487.3	518.8	583.7	696.8	898.1	1242.0	1521.8	1486.6	1301.3	1269.1
45°	441.3	445.2	473.0	533.6	642.9	843.4	1215.9	1588.3	1584.2	1339.7	1296.2
47.5°	393.7	397.5	426.4	485.0	588.9	779.2	1171.6	1653.8	1720.1	1426.7	1376.6
50°	335.6	339.0	368.6	429.0	532.9	710.9	1110.2	1705.3	1891.4	1558.4	1495.5
52.5°	266.8	270.4	299.3	359.7	466.4	637.4	1029.4	1738.7	2089.5	1750.8	1673.3
55°	198.5	201.1	226.1	280.3	384.0	553.8	928.0	1748.2	2314.0	2013.7	1916.7
57.5°	144.0	145.5	161.6	202.1	291.1	449.2	805.0	1723.6	2581.4	2350.9	2228.9
60°	116.6	117.2	122.0	139.9	202.3	331.0	656.4	1639.3	2871.5	2785.5	2631.8
62.5°	105.9	105.9	107.2	112.0	136.8	218.4	476.6	1464.3	3182.5	3334.7	3128.8
65°	98.5	98.5	99.0	101.3	107.9	139.2	300.8	1179.3	3444.7	3978.1	3717.7
67.5°	91.8	92.0	91.8	92.6	96.5	102.8	174.5	814.5	3586.0	4644.8	4363.6
70°	85.0	85.5	84.2	84.2	87.2	87.5	109.3	446.7	3468.8	5203.5	5129.5
72.5°	76.8	77.5	75.4	74.9	77.3	76.3	82.1	214.3	2978.1	5370.3	5564.7
75°	69.6	70.6	66.0	64.7	64.7	64.0	66.7	110.0	1932.9	4380.7	4685.7
77.5°	63.1	65.2	57.8	53.7	52.7	50.4	54.5	67.2	845.4	2056.8	2014.0
80°	52.2	55.0	47.6	42.7	40.9	38.3	42.9	47.0	251.4	477.6	457.4
82.5°	38.8	40.2	33.7	30.4	28.9	27.2	32.2	32.7	81.9	169.1	191.1
85°	24.8	25.3	20.7	17.9	17.1	16.4	20.5	17.9	31.2	124.3	180.6
87.5°	8.7	9.9	7.9	7.2	7.7	6.4	9.4	5.3	8.7	87.7	108.8
90°	0.0	0.0	0.0	0.0	0.0	0.0	0.0	0.0	0.0	0.0	0.0

(END OF REPORT)